

RuggedPad – Replace keyboard


Remove the keyboard




Fold up display



Flip device and remove battery



Press both buttons at same time so you can unrelease the keyboard



Remove keyboard




!!Take care about the flat cable!!



Remove the flat cable:



CARTFT.COM
Shop for mobile
PC- and GPS-Solutions

Power Up Your Car







Now insert new keyboard and re-attach the flat cable






CARTFT.COM
Shop for mobile
PC- and GPS-Solutions

Power Up Your Car







Author: Jens Hankiewicz – CarTFT.com
Revision: 05.12.2016